
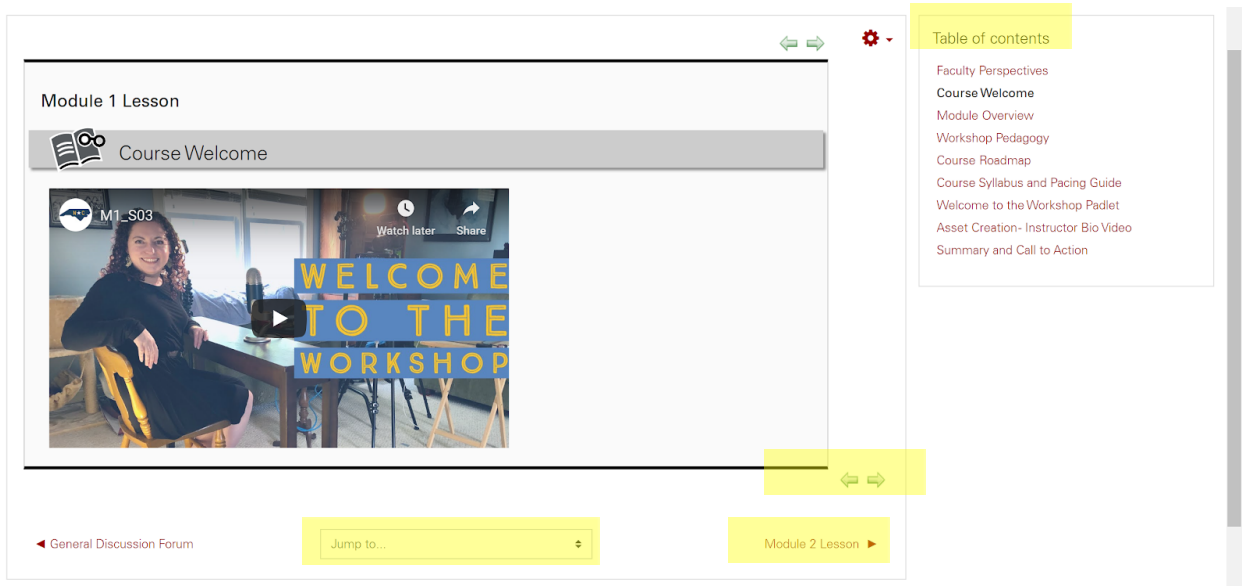


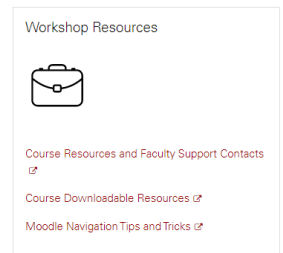
Moodle Navigation Tips and Tricks

- For the best viewing experience, **view the course on a desktop**. Mobile viewing may minimize the screen and move sidebar menu blocks to the bottom of the window. The Moodle app is not compatible with this course.
- For the best viewing experience, collapse the left hand menu by clicking on the  icon at the top left.
- Each module is in a Moodle Book. Navigate within each book by clicking the green arrows at the bottom or top, or skip to a section using the table of contents on the right. To move between modules, click the module name at the bottom of the screen, or use the “Jump to…” drop down menu at the bottom of the screen.

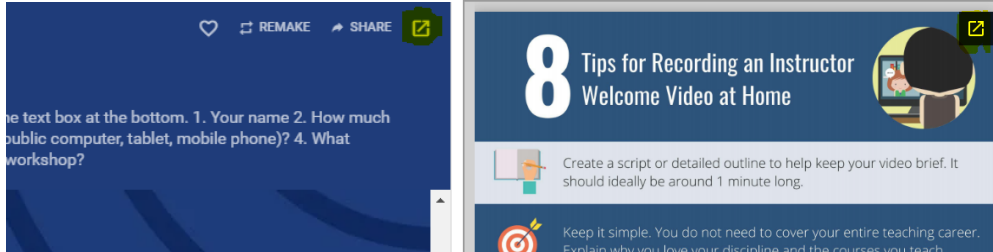


The screenshot shows a Moodle course page for 'Module 1 Lesson'. The main content area features a video player with a play button and a 'Watch later' button. The video thumbnail shows a woman sitting at a desk with a sign that says 'WELCOME TO THE WORKSHOP'. Below the video player, there is a 'Jump to...' dropdown menu and a 'Module 2 Lesson' button. On the right side, there is a 'Table of contents' sidebar with a list of course items: Faculty Perspectives, Course Welcome, Module Overview, Workshop Pedagogy, Course Roadmap, Course Syllabus and Pacing Guide, Welcome to the Workshop Padlet, Asset Creation - Instructor Bio Video, and Summary and Call to Action.

- All overviews, documents, infographics, and template worksheets are included in the **Course Downloadable Resources** which are linked from the main course page. Download these at the beginning of the workshop so that you don't need to download them individually throughout.
- To view a larger version of any embedded PDF or Padlet from within a module, click the pop-out button in the top right corner to view it full screen in a new tab or window.



The screenshot shows the 'Workshop Resources' sidebar. It features a briefcase icon and three links: 'Course Resources and Faculty Support Contacts', 'Course Downloadable Resources', and 'Moodle Navigation Tips and Tricks'.



- To view a YouTube video full screen from within a module, click the full screen icon in the bottom right corner. To find the link to the original video in YouTube, click the share arrow in the top right hand corner.



- The forums for each Module are linked within the Module activities. However, if you want to go straight to the Forums, click on Forums in the Activity block on the right hand side of the main course page.

